

Phonics and Early Reading

Welcome to our coffee morning!

Part 1 – Information about how we teach phonics

Part 2 – Watch a short part of phonics

Part 3 – Information about how we teach reading

The journey to independent reading and writing begins with Phonics



littlewandlelettersandsounds.org.uk

Why Little Wandle?

Excellent training for all staff to ensure consistency.

Every aspect of phonics and reading is included in detailed planning, through a systematic approach.

Engaging resources without distracting from the learning.

Comprehensive system for identifying and supporting children requiring extra help and useful support for parents.

How we teach phonics

Daily short sessions

Specific order of teaching


Repeated practice



Correct pronunciation is vital - Videos on LW

<https://www.littlewandlelettersandsounds.org.uk/resources/for-parents/>

Revisit previously taught sounds at start of each lesson



Practice makes permanent

s



t



n



d



th

ss

ck

ng



ch

sh

ar

oi

or

ai



soap that goat



sheep in a jeep



zoom to the moon



hook a book

R Au1 extra

map

• • •

R Au1 extra

nip

• • •

R Au1 extra

sat

R Sp1 wk1

meet

• _____ •

R Sp1 wk1

rain

• _____ •

R Sp1 wk1

sheep

_____ •

R Au2

go

R Au1

the

R Au1




is

R Au2

to

Once children have a secure knowledge of a number of GPC's (Grapheme Phoneme Correspondences) and are confidently blending, they will be ready for reading books

Prior to this they may have wordless books which develop great language skills and teach children the layout of books and how to handle books



Reading

We want children to love reading

Reading should be enjoyable



Learning to read should be a positive experience

We want children to read for pleasure

Reading underpins children's access to the curriculum and clearly impacts on their achievement



How we teach reading

Reading practice sessions are :

Timetabled 3 times a week

Taught in small groups

Books are :

matched to children's secure phonic knowledge and word reading

read three times

sent home

Reading Practice Books carefully matched so children can read fluently and independently

3 Reads – each one begins with some quick sounds and words practice

1. Decoding

2. Prosody
(intonation, expression)

3. Comprehension



When children take their book home to read they should be 95% fluent
Please do not worry that a book is too easy – your child needs to develop fluency and confidence in reading. Re-reading a book they have had before helps develop fluency – this is the goal.

Celebrate their success!!!

How will this work?

Children are assessed, then LW matches which books should be allocated for their secure phonic knowledge




Children will take their Reading Practice Book home

Books are changed on a Monday and should be brought into school every day





Celebrate, praise, talk about the book with you child.

Please make sure books are in book bags so that we can reallocate books as required

Please look after our books



Little Wandle Reading books are carefully matched to children's secure phonic knowledge



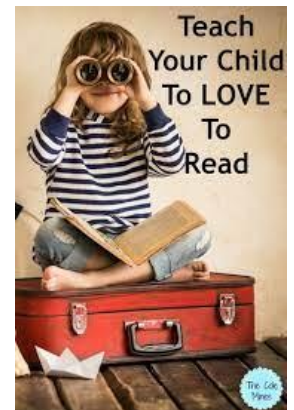


Sharing Book

Children will also bring home a 'sharing book' from our class library each week

To become lifelong readers, it is essential that they read for pleasure


Children may not be able to read this book independently but these books offer a wealth of opportunities for talking about the pictures and enjoying the story or information text.

Enjoy the book together
foster a love of reading
"pair and share"



Phonics Homework in Reception

Each week there will be an information sheet for adults and some letter formation sheets to practice handwriting.

| | |
|--|---|
| <p>Little Wandle - Letters and Sounds Reception Phonics Home Learning</p> |  |
| <p>Phase 2 - Autumn 1 Focus - Phonemes s / a / t / i</p> | |

Please support your child to practise and reinforce the phonemes and graphemes we are learning in school. More information and support can be found on the Little Wandle website - <https://www.littlewandlelettersandsounds.org.uk/resources/for-parents/>

Phonemes we will be focusing on this week in school -

| | |
|--|--|
|  <p>Pronunciation Phrase - s Show your teeth and let the s hiss out sssss</p> |  <p>Pronunciation Phrase - a Open your mouth wide and make the a sound at the back of your mouth aa</p> |
|  <p>Pronunciation Phrase - t Open your lips; put the tip of your tongue behind your teeth and press ttt</p> |  <p>Pronunciation Phrase - p Bring your lips together, push them open and say pp</p> |

We will be orally blending words. Can you hear the phonemes in these words? Can you listen and then repeat the word?

s - a - t t - a - p s - a - p

p - a - t a - t



Down the snake from head to tail.



What else can parents do?

Please look at the Little Wandle videos and guidance for parents

Support children in learning the alphabetic code

Let your child “show off” their reading to you and celebrate and praise all the way!

Share books with your children for pleasure

Check on your class page for documents to support reading and phonics

Thank you for joining us

Questions ???